

Componentes



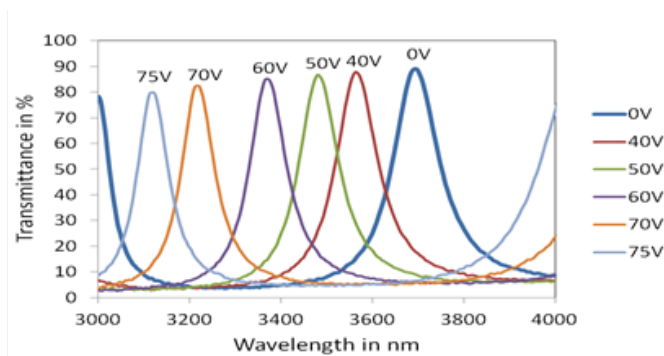
Nanostructured Reflectors for Tunable Band-Pass Filters

Fast Facts

- Small size 8.5 x 8.5 mm²
- Aperture Ø 2 mm larger aperture possible
- Spectral range: 3.0 – 3.7 µm
other spectral ranges in the visible and infrared are possible
- Selectivity (FWHM) 100 nm at 3.0 µm wavelength
- Time constant 2 – 20 ms

General Description

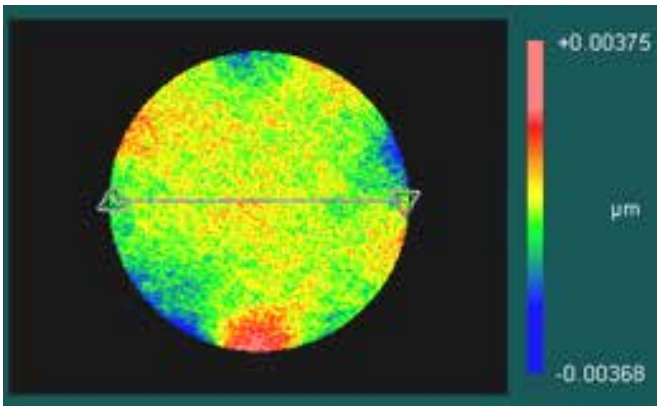
A novel tunable infrared filter with sub-wavelength gratings, which substitute the distributed Bragg reflectors (DBRs) in a former tunable Fabry-Perot (FP) filter, was developed. The FP resonator consists of a pair of parallel reflectors and of an air gap in between. Uniformly arranged disc resonators made of 100 nm thick aluminum at a 200 nm Si₃N₄ membrane carrier that stands freely after fabrication are building the reflector. Finite difference time domain (FDTD) analysis was applied for optimization of the dimensions of the subwavelength structures. The samples have an aperture of 2 mm. They are tuned mechanically by electrostatic forces with tuning voltages of up to 80 V and show the typical characteristics of FP filters with high peak transmittance. The fabrication of these structures needs less effort in comparison to distributed Bragg reflectors. Since only two thin layers are used for the reflector in comparison to multiple layers of higher thickness in case of DBR reflectors, less mechanical stress is introduced into the device. The planarity is enhanced and the roughness of the reflectors is reduced as a result. It opens the way towards tunable filters having large apertures with diameters of up to 10 mm.



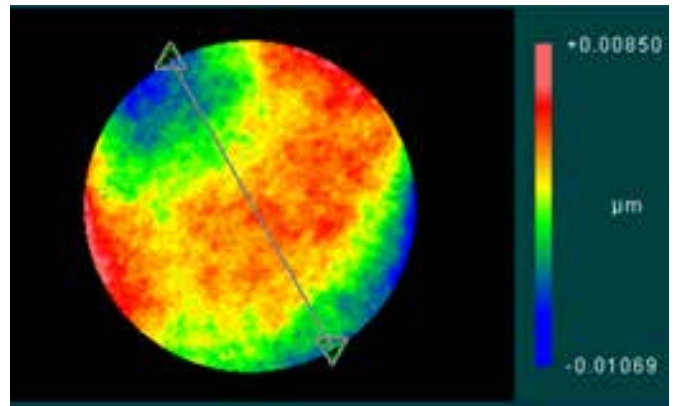
Transmittance spectra of the FP filter at different control voltages.

Suggested Applications

- Hyperspectral Imaging
- Infrared Spectral Analysis
- Determination of Concentration of Substances



a) Warping < 7 nm; Roughness Ra < 0.44 nm



b) Warping: < 20 nm; Roughness Ra < 3 nm.

Surface profile of a reflector with nanostructured surface (a) and of a DBR reflector (b).

Specifications of a FP Filter with Nanostructured Reflectors

| Parameter | Value | Unit |
|---------------------|--------------|------|
| Free spectral range | 3.0 – 3.7 | μm |
| Selectivity (FWHM) | 100 | nm |
| Transmittance | 57 – 90 | % |
| Contrast | 50:1 – 100:1 | |

In cooperation with



Fraunhofer ENAS is part of



Contact

Dr. Jörg Martin
Phone +49 371 45001-244
joerg.martin@enas.fraunhofer.de

Dr. Alexander Weiß
Phone +49 371 45001-246
alexander.weiss@enas.fraunhofer.de

Fraunhofer ENAS
Technologie-Campus 3
09126 Chemnitz | Germany

www.enas.fraunhofer.de

Photo acknowledgments:
Fraunhofer ENAS
All information contained in this datasheet is preliminary and subject to change. Furthermore, the described system is not a commercial product.